

# HALLOWEEN

addition and subtraction

**HAPPY HALLOWEEN!**  
Color the picture according to the code at the bottom of the page.

4 = orange  
6 = red  
7 = green  
8 = black  
9 = orange  
10 = purple  
11 = purple  
13 = light green

**HAPPY HALLOWEEN!**  
Color the picture according to the code at the bottom of the page.

1 = black  
2 = purple  
3 = yellow  
5 = orange  
6 = red  
7 = green

2 puzzles

**COLOR** by number

This is an activity that students can use to practice their basic addition and subtraction facts. The theme of these puzzles is Halloween.

Students solve the problems and then color the picture according to the given code.

There are two puzzles in this activity.

Answer key included.

Thank you for purchasing a math activity from my TPT Store.

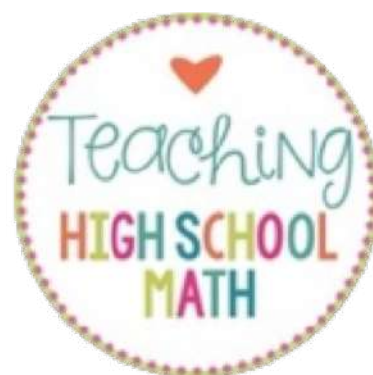
Keep up with me on social media:

Teachers Pay Teachers: <http://bit.ly/1kTX9Hb>

My Blog: <http://bit.ly/2r39bWW>

Instagram: @teachinghighschoolmath

Facebook: <https://www.facebook.com/TeachingHighSchoolMath/>




I use clipart and fonts by:



# HAPPY HALLOWEEN!

Color the picture according to the code at the bottom of the page.



1 = black

5 = orange

9 = blue

2 = purple

6 = purple

10 = green

3 = yellow

7 = orange

12 = blue


4 = pink

8 = pink

13 = black

# HAPPY HALLOWEEN!

## Answer Key



1 = black

5 = orange

9 = blue

2 = purple

6 = purple

10 = green

3 = yellow

7 = orange

12 = blue


4 = pink

8 = pink

13 = black

# HAPPY HALLOWEEN!

Color the picture according to the code at the bottom of the page.



4 = orange

6 = red

7 = green

8 = black

9 = orange

10 = purple

11 = purple

12 = red

13 = light green


14 = black

15 = yellow

16 = blue

# HAPPY HALLOWEEN!

Answer Key



4 = orange

6 = red

7 = green

8 = black

9 = orange

10 = purple

11 = purple

12 = red

13 = light green

14 = black

15 = yellow

16 = blue